

ENGINEERED SOLUTIONS FOR HIGH-ABUSE ENVIRONMENTS

SCHOOLS & COLLEGES

STADIUMS

GOVERNMENT BUILDINGS

HOSPITALS



TOUGH WORLD. TOUGH HARDWARE.
Vandlgard™ is a management program to reduce:

- VANDALISM
- THEFT
- PERSONAL VIOLENCE
- TERRORISM
- OPERATION COSTS

AND PROTECT YOUR
HIGH-SECURITY AREAS.



Security & Safety
Proven Source. Proven Solutions.™

An **IR** Ingersoll-Rand business

VANDALISM—A THREAT FROM BOTH INSIDE AND OUTSIDE YOUR FACILITY

Every kid is a karate expert, and door hardware is just the right height to test his jumpkick skills. Hanging or swinging on door closers is his “Tarzan” routine. Slamming a door open or closed releases his day’s physical energy or frustrations. All kids have energy, but some kids are just plain malicious. The bottom line in high-abuse areas is that the total opening must be engineered to handle these costly but real-life situations.

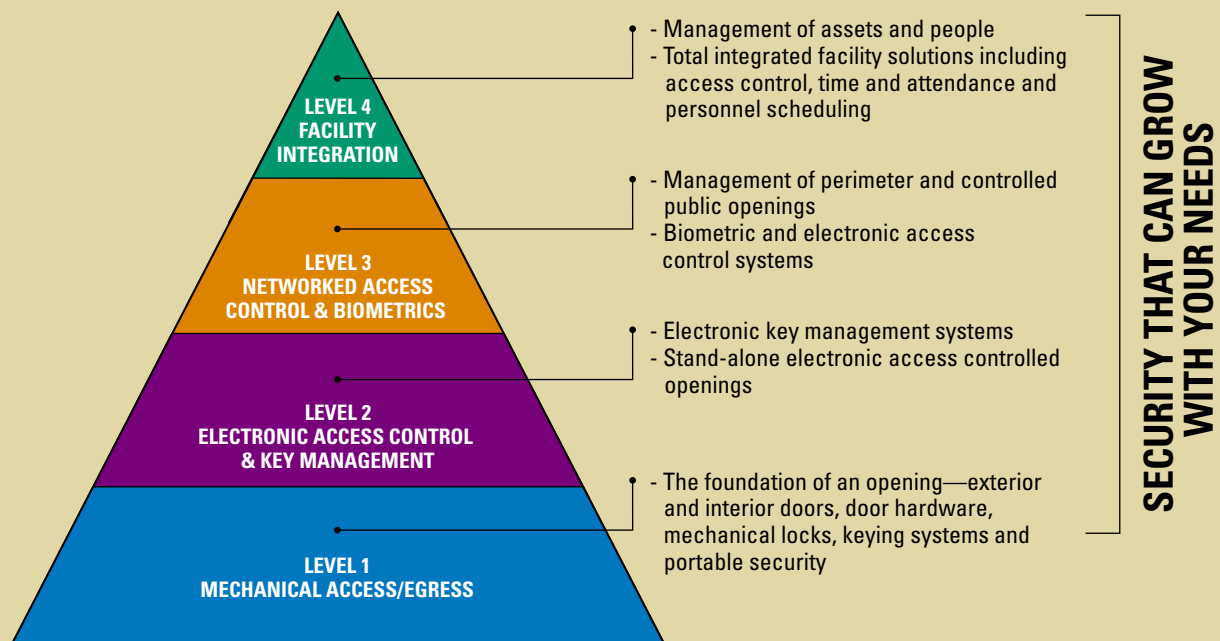
IR SECURITY & SAFETY HAS BROUGHT TOGETHER MORE THAN 75 YEARS OF TECHNOLOGY TO DEVELOP THE VANDLGARD MANAGEMENT PROGRAM.

The IR Security & Safety Vandlgard Management Program can help you prevent vandalism, reduce the risk of personal violence and lower the repair and maintenance cost of the total opening. Our goal is to help you prevent collateral damage to your facilities, preserving a safe and secure environment while limiting your liability.

IR SECURITY & SAFETY—CONSULTANTS FOR LIFE

In today’s changing environment, you must provide the highest levels of security and safety available for your facility. IR Security & Safety Consultants and our national network of distributors can help. IR Security & Safety, known for more than 75 years for its leading brands, is now providing leading-edge biometric, electronic and mechanical solutions as well as software network integration. These solutions are currently being used to reduce vandalism, theft, personal violence and terrorism and protect high-security areas in the world’s busiest airports, government buildings and nuclear power plants, universities, hospitals, corporate campuses, manufacturing facilities, multi-family dwellings and retail establishments. Only IR offers you 22 Security & Safety Consultant offices throughout the U.S. and Canada, who will create levels of security and cost-effective design to maximize access security and safety and minimize the construction, operation and maintenance of the total opening.

IR PROVIDES A MULTI-LEVEL, LAYERED APPROACH TO KEY MANAGEMENT, ACCESS CONTROL AND SECURITY.



VON DUPRIN BREAKAWAY™ LEVER TRIM—BUILT TO TAKE PUNISHMENT AND SNAP RIGHT BACK

The Von Duprin Breakaway™ Lever Trim for Exit Devices significantly reduces damage from vandalism and abuse while meeting ADA-mandated standards. When unlocked, this trim will function as a standard lever trim. When locked, the lever feels locked until 35 pounds of force is applied to the lever, causing the lever to “break away” and travel 90 degrees down, appearing to be broken. Maintenance personnel can then reset the lever to the normal locked position. This “breakaway” feature prevents the lock mechanism from being damaged by excessive force.



*Von Duprin Breakaway™
Lever Trim for Exit Devices*

SCHLAGE VANDLGARD TRIM—DESIGNED TO RUN CIRCLES AROUND WOULD-BE ABUSERS

Schlage D-Series locks with Vandlgard trim provide maximum protection against damage and unauthorized entry. The exterior lever is designed to rotate freely while remaining securely locked. The freewheeling lever limits anyone’s ability to exert excessive force or to stand on the lever, preventing damage to internal lock components. D-Series locks with Vandlgard trim are ideal for areas subject to abuse from students or anywhere vandalism is likely to be present. They are also available in a retrofit kit, permitting the school to utilize all or part of the existing Schlage hardware, therefore reducing the cost of purchasing all new locks. Vandlgard savings are huge. To learn more, call about our Vandlgard “Try-Me” program.



*Schlage D-Series Lock
with Vandlgard Trim*

CLASSROOM SECURITY LOCK—DESIGNED FOR HOSTILE INTRUSION SITUATIONS



The Schlage CM Safe School “Lock-Down” lock is a stand-alone, battery-powered lock that provides unmatched access control for primary and secondary schools. An inside iButton reader allows a teacher to immediately lock a classroom interior lever from the inside. This function is designed to eliminate exposure to a hallway in a hostile intruder situation and can be accomplished instantly by touching the reader with the iButton key. With our LockLink™ software, you can manage the system with your computer or portable PDA, uploading new user information whenever needed. In addition, the SmarTime feature allows locks to be programmed for time and date functionality, eliminating needless manual unlocking and locking during the school year. A higher level of classroom security and peace of mind.

*Schlage CM Safe School
“Lock-Down” Lock*



Schlage
Mortise Locks

Ives
Latch Guards

Steelcraft
H-Series Hurricane-Resistant Doors
Withstand Flying Missile Impact Tests

LCN
High-Security Closers Are Ideal for
Abuse-Prone and High-Traffic Doors

Ives
Vandal-Resistant Trim is Made of
Extra-Tough, 11-Gauge Stainless Steel

Von Duprin
Exit Devices w/Breakaway Lever
Trim Significantly Reduce Damage
from Vandalism and Abuse

LCN
Closers (Wired to Fire Alarm)
Offer Superior Strength
and Security

**Schlage Mechanical Safe
Schools "Lock-Down" Locks**
with Classroom Security
Function Provide Unmatched
Security as You Can
Immediately Lock the Door
from the Inside in a Hostile
Intruder Situation

**Schlage CM Safe Schools
"Lock-Down" Locks**
Are a Higher-Level, Electronic
Version of the Classroom
Security Function

Kryptonite
Bicycle Locks Are
Renowned for
Their Strength

Kryptonite
Heavy-Duty Padlocks
Protect Major Targets
of Property Theft

Kryptonite
Computer Locks Prevent Theft
of Valuable Equipment

**Schlage Locks
with Vandlgard Trim**
Provide Maximum Protection
Against Damage and
Unauthorized Entry

Ives
Surface Bolts Are
Jimmy-Resistant

Schlage
Everest Patented Keying System
Prevents Unauthorized
Key Duplication

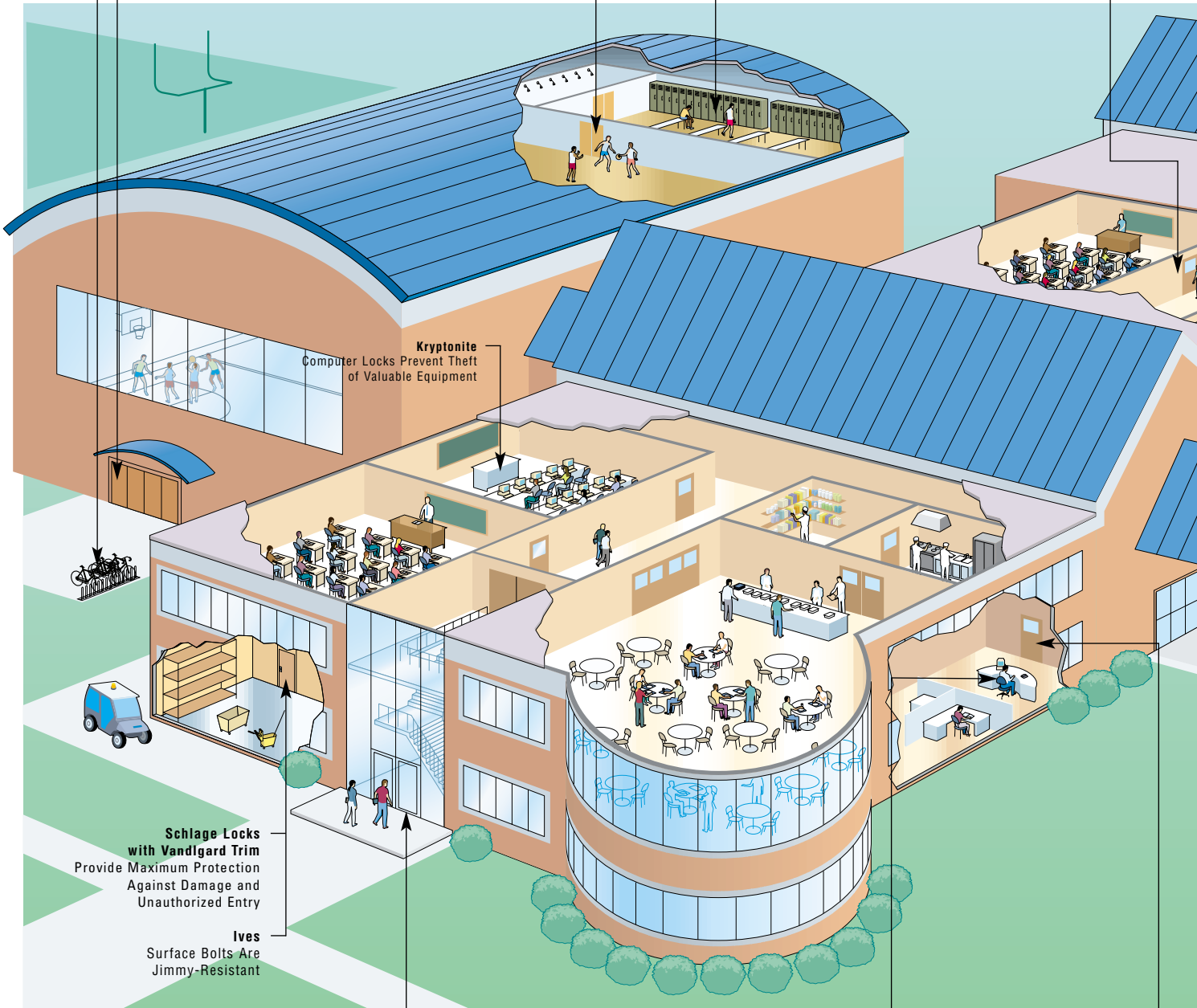
Locknetics On Board
Access Control Management System with
LockLink™ Software Manages Thousands of Users
(Students and Employees) and Access Points

Interflex
Provides Integrated Software Solutions

ETC
Provides Complete Building
Integration Solutions for Your Facility

Ives
Security Floor and Wall Stops
Are Designed for Use in High-
Vandalism Areas

Schlage Cobra
Stand-Alone Computer-
Managed Locks Let You Add
or Delete 100 Codes at the
Keypad in Seconds



PREVENTING VANDALISM AT EVERY ACCESS AND EGRESS POINT WITHIN YOUR FACILITY

Vandalism, theft, personal violence, terrorism, protecting your high-security areas and operating costs are the most important security and safety issues to consider. Once these are established, appropriate measures can prevent the likelihood of each threat by securing the different openings within a facility to minimize risks and operating costs. It is in matters like these that different levels of security are critically important.

The three main components of an access control system are controlling WHO is authorized to go WHERE and WHEN. IR Security & Safety offers a comprehensive array of products that, when utilized together, can prevent vandalism in every access point in your facility.

WHO:

Only IR Security & Safety offers electronic access control solutions that can accommodate a broad range of credentials such as electronic keys, iButtons, magnetic stripe cards, prox cards, Smart Cards or hand geometry.

WHERE:

IR Security & Safety offers solutions appropriate for all levels of access control—from highly restricted areas such as a laboratory or a computer room in a university to less restricted areas such as storage rooms.

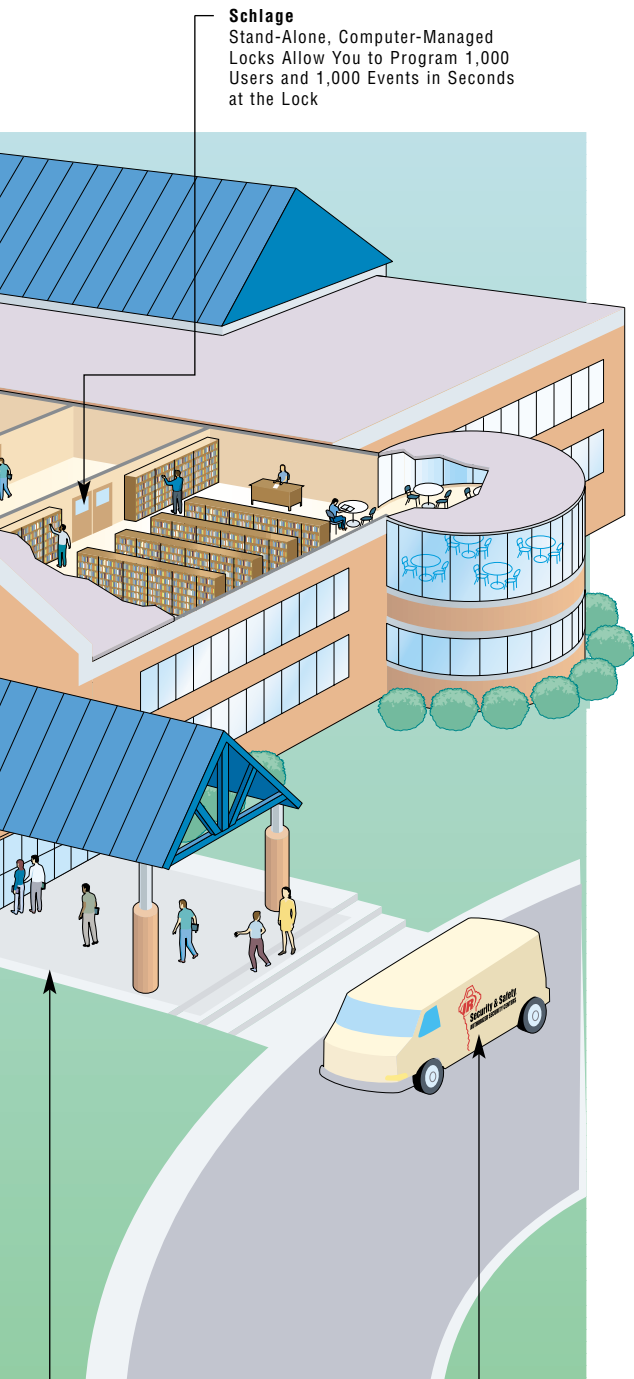
WHEN:

IR Security & Safety offers SmarTime™ features for programming credentials. You can define access for anyone at any time, on any or all days you decide. Auto-unlock and auto-lock capability lets you program an electronic locking system to automatically lock and unlock any door at any times you choose. These include Schlage D-Series locks with Vandlgard trim; Schlage Everest keying systems; Schlage stand-alone, computer-managed, battery-powered, non-wired locks; and Locknetics LockLink software that links together all computer-managed products to let you easily manage a facility with virtually unlimited users and access points.

IR SECURITY SERVICE CENTERS

Our national network of authorized IR Security Service Centers is an important part of our program to provide total maintenance support and keep your facility up and running at all times. They are ready to serve you 24/7 in response to your everyday and emergency facility needs.

For installation or service of any IR products, please contact an authorized IR Security Service Center by visiting <http://irssservice.irco.com/locator>.



Schlage

Stand-Alone, Computer-Managed Locks Allow You to Program 1,000 Users and 1,000 Events in Seconds at the Lock

IR Security Service Centers

Remote-Monitoring Capability Allows Personnel to be Dispatched Before a Problem Causes Downtime

Von Duprin

Exit Devices w/Night Latch Trim—the World's Best-Selling Exit Device for Rugged, Heavy-Duty Applications

TOTAL SOLUTIONS FOR THE LIFE CYCLE OF YOUR FACILITY'S SECURITY AND SAFETY REQUIREMENTS

EXAMINING YOUR FACILITY'S SECURITY MODEL

IR Security & Safety Consultants and our national network of distributors will identify, propose and implement security and safety enhancements that are specific to each and every access point. We will create levels of security with a cost-effective design to maximize access security and safety, and minimize the construction, operation and maintenance of the total opening. Our exclusive Site Survey and consultation will provide solutions needed to segregate the building spaces, beginning with the site perimeter and progressing throughout the building's public, private and restricted areas during occupied and unoccupied hours. Whether it's the first application of security hardware, or any future review, we have the ability to upgrade your security as your security needs grow.

PHASE I—SITE SURVEYS

Our Site Survey is an exclusive program offered by IR Security & Safety. The Site Survey can evaluate your building's key control, access points, building security and maintenance practices, also examining the suitability of recommended new hardware with existing hardware. Our report will provide the findings and identify the proper security solutions to significantly improve the overall security and safety of your building, staff and residents.

PHASE II—PROPER SPECIFICATIONS

This phase defines what facility owners require from their security systems, and the cost/value-effective hardware and software solutions. We will specify products to ensure the overall security and safety of your facility. We will then further ensure that specifications are adhered to throughout the submittal and installation stages.

PHASE III—DOLLARIZATION

It is important to realize that the total cost of the life of a door opening is far more important than just the original installation and application. Economic values will be derived from moving up to a higher level of security and safety. Five key economic values come from "raising the intelligence" of an opening with a computer-managed, battery-powered or networked access and egress system. (1) You can simply change a code without calling a locksmith to change locks. (2) You can prevent burglary, theft and vandalism. (3) Our first product installation will be correct. This means no callbacks. (4) Proper security systems create happier tenants and less employee turnover, as well as reduced owner liability. (5) Greater employee productivity results from advanced time and attendance and personnel scheduling solutions.

PHASE IV—NETWORKED SOLUTIONS

IR Security & Safety is the only provider of four levels of comprehensive, integrated security and safety solutions. For simple access and egress control, we offer the highest level of mechanical security solutions. For facility managers wishing to move up to greater security, we offer the leading brands in stand-alone, battery-operated, electronic access control solutions. For still greater security, we provide biometric verification. All of these products can be networked through Locknetics On Board—a stand-alone software control system that can manage multiple users, multiple access points and multiple credentials throughout your facility. Locknetics On Board can be integrated into an IR Interflex networked system, where both online and offline solutions can coexist.

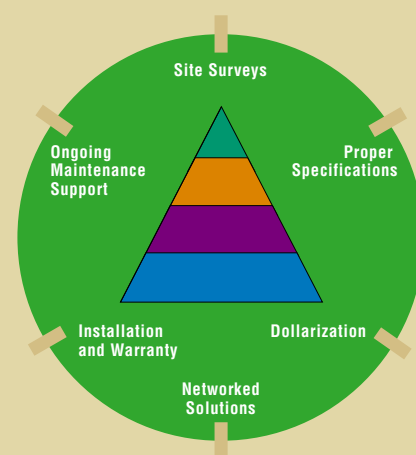
PHASE V—INSTALLATION AND WARRANTY

We will provide continuing aftermarket service for the life of our products with the best warranty program in the industry. Right now, in many instances, our competitors just "sell" products. You must go elsewhere for service and/or warranty work on their products. We provide you with complete comprehensive service and warranty programs.

PHASE VI—ONGOING MAINTENANCE SUPPORT

Our national network of authorized IR Security Service Centers will provide total maintenance support to always keep your building up and running. We will serve you 24/7 in response to your everyday and emergency building needs. You should turn your higher level of electronic access and egress control systems over to the electronic experts at the IR Security Service Center. We will provide continuing aftermarket service for the life of our products.

TOTAL SOLUTIONS—LIFE CYCLE



To find an IR Security & Safety Consultant near you, call 1-877-840-3621 or visit irsecurityandsafety.com.

IR SUPERIOR PRODUCTS FOR VANDALISM, THEFT AND HIGH-SECURITY, RESTRICTED AREAS

THE PENALTY OF LEADERSHIP

Being number one imposes a higher standard on our people and our brands. Competition imitates, but never duplicates what we provide. Customers and consumers expect more from the leader, raising the bar for our future work. The result is a philosophy that continues to give customers the very best in technology, products and services. At IR Security & Safety, we offer proven solutions to the widest range of customer needs, with brands that occupy positions of leadership in each of their categories. These brands have become the standard for the world and are often the target for others to challenge or to emulate. The effort to duplicate our leading brands is merely added proof of that leadership. The leader that truly leads remains the leader.



SYSTEMIZER™—ELECTRONIC SECURITY APPLICATIONS MADE EASY

What components are required to secure the door, provide power, gain entry, gain egress and monitor activity? Do you have a final wiring diagram to link these components together? IR Security & Safety has introduced Systemizer™, an easy configuration tool to identify the appropriate solution for each access point. IR has the leading brands and the Systemizer solution tool to provide the entire package in an easy-to-understand solution.

ENGINEERED SOLUTIONS FOR HIGH-ABUSE ENVIRONMENTS

SCHLAGE COMPUTER-MANAGED (CM) LOCKS*

Schlage CM locks are stand-alone, battery-powered, microprocessor-based, electro-mechanical locking systems. You can manually program users in seconds at the lock or manage data on a desktop or portable PC. Each lock manages up to 1,000 users and audits 1,000 events. The Autobolt security function provides a pushbutton inside that temporarily disables outside access. Opening or closing the door deactivates the security feature.



SCHLAGE CM SAFE SCHOOL "LOCK-DOWN" LOCKS

Schlage CM Safe School locks are a higher-level, electronic version of the Classroom Security Function. These stand-alone, battery-powered, microprocessor-based locking systems require no additional wiring, so installation is extremely easy. An iButton reader on the inside of the lock allows a teacher to immediately lock the classroom door from the inside. If a teacher's iButton is lost or stolen, a keycode must be entered in tandem with the presented iButton in order to gain access to the classroom. SmarTime features also allow locks to be programmed for time functionality, including a feature that eliminates manual unlocking and locking each school day. These locks also feature Vandlgard outside levers to protect against damage or unauthorized entry.




SCHLAGE MECHANICAL SAFE SCHOOL "LOCK-DOWN" LOCKS

Schlage's D-Series and L-Series locks with Classroom Security Function allow an individual to immediately lock a door from inside with a key, eliminating exposure to a hallway in a hostile intruder situation.



SCHLAGE COBRA PROGRAMMABLE LOCKS*

Schlage's Cobra Series locks are stand-alone, microprocessor-based, battery-powered locks with ultra-modern styling. You can add or delete 100 codes right at the keypad in seconds. The Cobra is a great solution to limit mechanical key distribution within a facility, without requiring software management of the system. It is ideal for offices, storage rooms, limited access restrooms and common areas



SCHLAGE D-SERIES LOCKS WITH VANDLGARD™ TRIM

Schlage D-Series locks with Vandlgard trim provide maximum protection against damage and unauthorized entry. The exterior lever rotates freely while locked, preventing damage to internal lock components when subjected to excessive force. D-Series locks with Vandlgard trim are ideal for resisting abuse from anyone kicking or standing on levers. They are also available in a retrofit kit. For any facility, the savings are potentially huge.



LOCKNETICS ON BOARD SYSTEMS*

Locknetics On Board is a new stand-alone system, controlled by LockLink™ software, that manages multiple access points, users and credentials. Computer-managed products include Schlage CM door locks, Von Duprin CM Exit Trim, Locknetics access controllers and credential readers and Recognition Systems CM biometric HandReaders.



SCHLAGE EVEREST PATENTED KEYING SYSTEMS

Schlage Everest patented keying systems provide solutions to security problems resulting from unauthorized key duplication often found in schools. Restricted key blanks, cut keys and cores are furnished only through authorized Schlage distributors or Service Centers, preventing unauthorized key duplication.



SCHLAGE MORTISE LOCKS "LESS OUTSIDE TRIM"

The Schlage L9000 Series mortise locks are mortised into the door and provide superior protections in high-traffic areas and areas where vandalism is likely to occur. These locks have earned a Grade 1 security rating because of their superior resistance to forced entry. When ordered "less outside trim," there is no exposed trim on the exterior of the door for vandals to kick or break.



VON DUPRIN BREAKAWAY™ LEVER TRIM FOR EXIT DEVICES

Von Duprin Breakaway Lever Trim will significantly reduce damage from vandalism and abuse while meeting ADA-mandated standards. This trim is used with 98/99 Series Von Duprin exit devices, the world's best-selling exit device for heavy-duty applications. When unlocked, this trim functions as a standard lever trim. When locked, the lever feels locked until 35 pounds of force is applied to the lever, causing it to "break away" and travel 90 degrees down, appearing to be broken. Maintenance personnel can then reset the lever to the normally locked position. This "breakaway" feature prevents the lock mechanism from being damaged by excessive force.



VON DUPRIN 98/99 AND 33/35 EXIT DEVICES

Von Duprin 98/99 and 33/35 Series Exit Devices deliver the premium in architectural style, finish and performance for life safety needs. They are designed for both narrow and wide style doors and come standard with the Quiet One™—a fluid damper that decelerates the push pad on its return stroke, providing a smooth, quiet operation.



LCN HIGH-SECURITY DOOR CLOSERS

LCN 2210, 4210 and 4510 Series high-security door closers offer features that are essential elements in any security plan: heavy-duty, cast iron cylinders, TORX tamper-resistant screws, heavy-gauge steel covers with multiple attachment points, and arm joints that are pinned to prevent disassembly. Offering superior strength, durability and security, these high-security closers are ideal for abuse-prone and high-traffic doors.



IVES VANDAL-RESISTANT TRIM

Ives VR900 Series trim, made of tough 11-gauge stainless steel, is perfect for exterior doors where vandalism and abuse are a concern. Thru-bolt and rugged mounting screws provide maximum fastening strength, and a built-in lock protector prevents vandalism to the mortise latchbolt. An extra-tough stainless steel cylinder collar also prevents pipe wrenches or similar tools from damaging the cylinder.



IVES LATCH GUARDS

Ives LG1 latch guards cover the latchbolt area of the door and lock, providing added protection from vandalism. Latch guards incorporate security frame pins to prevent separation of the door and frame. They offer great protection for mortise or cylindrical locks where abuse or vandalism is likely to occur.



IVES SURFACE BOLTS

Ives SB454 heavy-duty surface bolts provide a jimmy-resistant design that bolts automatically when engaged and can be released only by pressing down toward the door while retracting. Ives surface bolts are constructed of heavy-duty steel and have a 1 3/16" throw for maximum security.



IVES SECURITY FLOOR AND WALL STOPS

Ives FS18S and FS18L security door stops are designed for use in high-vandalism areas. They are molded from flame-resistant, resilient material around a heavy-duty stud. These stops are best for concrete floor or wall applications and leave no exposed fasteners to be tampered with or removed.



STEELCRAFT H-SERIES HURRICANE DOORS

Steelcraft's H-Series Hurricane-Resistant Doors are designed to meet the architectural requirements for hurricane-susceptible regions. Doors have been tested in accordance with Florida Building Code and Miami-Dade County Test Protocols. Their unique construction allows them to withstand extreme wind-load and flying missile impact tests.

*All computer-managed hardware is managed by Locknetics LockLink software, making your programming and site management simple and easy.



KRYPTONITE FLEX SECURITY™

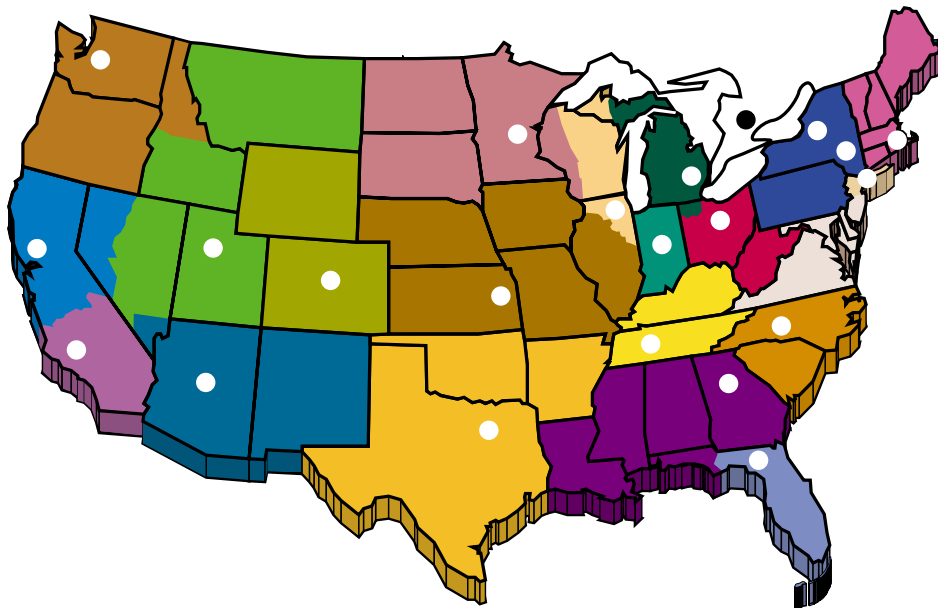
Kryptonite, the innovator of bicycle locks, also offers a complete, integrated system of high-security cables, chains, locker locks, heavy-duty padlocks and security anchors designed to protect desktop computers, laptop computers, portable A.V. equipment, tools and maintenance equipment—major targets of property theft and unauthorized use on school campuses, hospitals and government buildings.



THE SAFE SCHOOLS SITE SURVEY

The Safe Schools Site Survey is an exclusive program offered by IR Security & Safety. The Site Survey will evaluate your school's key control, access points, building security and maintenance practices, along with the suitability of your existing hardware. Our report will provide the findings and identify solutions to significantly improve the overall security and safety for your school, staff and students. We will provide the ability to deter, detect, delay and communicate undesired activity.

TOTAL SOLUTIONS



IR SECURITY & SAFETY—CONSULTANTS FOR LIFE

Our network of consultants, distribution partners and Security Service Centers offers the most extensive security and safety solutions in the industry. With 22 Security & Safety consulting and spec writing offices throughout the U.S. and Canada, we can provide the services you need—from access and egress control to time and attendance, as well as asset tracking and personnel scheduling. IR Security & Safety, known for more than 75 years for its leading brands, is now providing biometric, electronic and mechanical security solutions, as well as software network integration.

To learn more about our exclusive Site Survey, visit irsecurityandsafety.com or call 1-877-840-3621 to contact one of our 22 Security & Safety Consultant offices.



INTERFLEX

IR's Interflex division can provide you with integrated software solutions for biometric and electronic access control, time and attendance, personnel scheduling and data capture techniques. Interflex software gives you the ability to link your entire online and networked security systems to a common database. For more information, call 1-860-582-8300.



ETC BUILDING INTEGRATION

IR's ETC division can provide you with complete building integration solutions for your facility. ETC has the capability to integrate all of your building's control, monitoring and alarm functions. For more information, call 1-800-788-7635.



IR is a global, diversified industrial enterprise with market-leading brands serving customers in the growth markets of Climate Control, Industrial Productivity, Infrastructure and Security & Safety.

IR is committed to a philosophy of Dual Citizenship. By seeking out synergies and integrating capabilities, every IR sector and company works together to offer comprehensive, total solutions to its customers.

Further information on IR can be found at www.irco.com.

IR'S MARKET-LEADING, TRUSTED BRANDS INCLUDE:



- Write for our other IR Security & Safety brochures:
- *Airport Security: Taking Control Now and in the Future*
 - *Opening Intelligence: Raising the IQ of an Opening with Electronic Access and Egress Controls*
 - *Multi-Family Property Security Solutions*
 - *Your Leader in ADA Solutions*
 - *Security and Safety Solutions*

IR Security & Safety
111 Congressional Blvd.
Suite 200
Carmel, IN 46032
1-877-840-3621
www.irsecurityandsafety.com